

EU-TYPE EXAMINATION CERTIFICATE

Ningbo Sanxing Smart Electric Co., Ltd.
No.16 Fengwan Road, Cicheng Town, Jiangbei District,
Ningbo City, Zhejiang Province, 315034
China

EU-Type Examination

Certificate No.

1557-24

Revision 0



Type S33U18
Object Electronic three-phase three-wire energy meter.
Direct connected

The object has been assessed and meets the requirements of

EU Directive 2014/32/EU,
Module B

The energy meter(s) meet(s) the essential requirements of Annex V of EU Directive 2014/32/EU, on the harmonization of the laws of Member States relating to the making available on the market of measuring instruments (recast).

This Certification is based on the report(s) listed in the report list in this Certificate.

This Certificate is valid until: March 14, 2034.

This Certificate comprises 8 pages in total.

Issued by KEMA B.V.
Klingelbeekseweg 195,
Arnhem, The Netherlands
Notified Body 2290

Alessandro Bertani
Director,
Services & Smart Technologies

Arnhem, March 14, 2024



REVISION OVERVIEW

The highest revision always replaces the earlier issued versions.

| Rev. No. | Date of issue | Reason |
|----------|----------------|-------------|
| 0 | March 14, 2024 | First issue |

REPORT LIST


This Certificate is issued based on the following reports.

| Report number | revision | Firmware version |
|---------------|----------|------------------|
| 1555-24 | R0 | V1.00.01 |

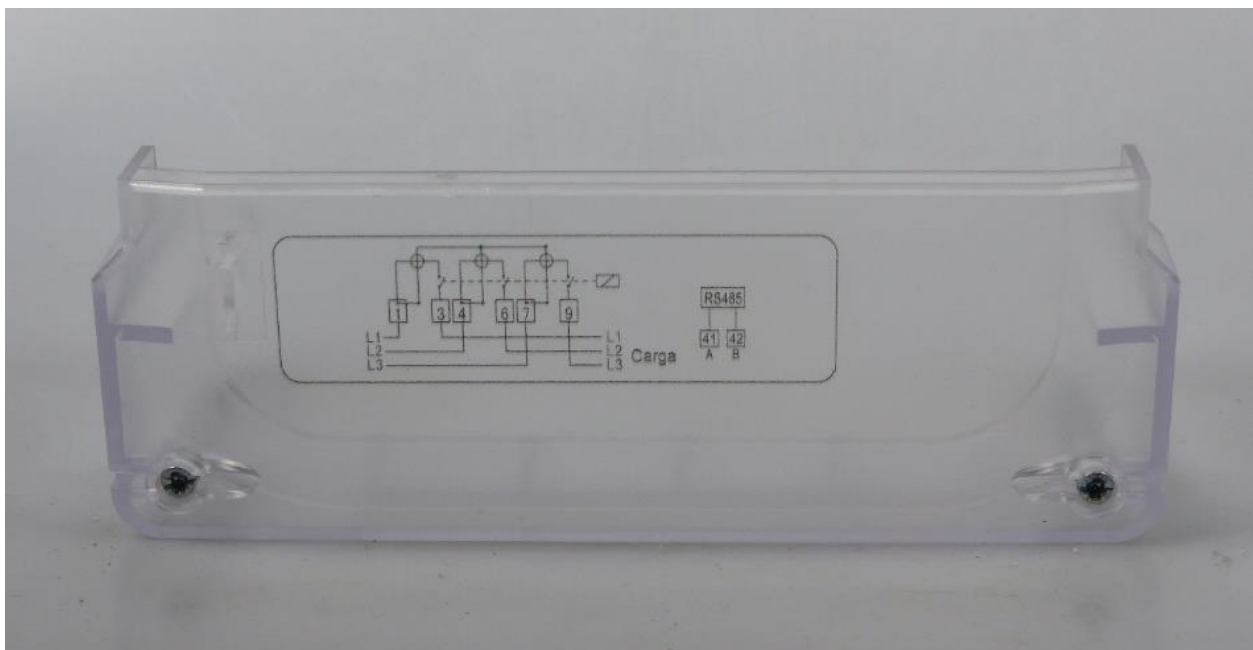

1 TECHNICAL DATA

| | | | |
|--------------------------------|---|--|--|
| Manufacturer | Ningbo Sanxing Smart Electric Co., Ltd., No.16 Fengwan Road, Cicheng Town, Jiangbei District, Ningbo City, Zhejiang Province, 315034, China | | |
| Production location | Ningbo Sanxing Smart Electric Co., Ltd., No.16 Fengwan Road, Cicheng Town, Jiangbei District, Ningbo City, Zhejiang Province, 315034, China | | |
| Type | S33U18 | | |
| Connection | Direct | | |
| Type of circuit | 3P3W | | |
| Accuracy class Wh | 1/B | | |
| Accuracy class varh | 2 | | |
| Meter constant | 1000 imp/kWh 1000 imp/kvarh | | |
| V range | 3x220 V | | |
| I range $I_{min}-I_n(I_{max})$ | 0,25-5(100) A | | |
| Frequency | 60 Hz | | |
| Temperature range | -40 .. 70 °C | | |
| Use | Indoor | | |
| IP rating | IP54 | | |
| Protection Class | II | | |
| Impulse voltage | 6 kV | | |
| Environmental class | M1, M2, E1 and E2, CISPR32 class B | | |
| LR Firmware ID | V1.00.01 | | |
| LR Firmware CRC | D4EB | | |
| Register | LCD | | |
| Registry method(s): | Vectoral computation method | | |

2 PHOTOGRAPHS AND SEALING



3 EXAMPLES OF NAME PLATES



4 CALCULATION OF THE COMPOSITE ERROR / MPE

During the type approval test the intrinsic errors for temperature, voltage and frequency variation are determined per load point. The composite error is determined with the following formula:

$$\varepsilon_m = \sqrt{\varepsilon^2(I, \cos\varphi) + \delta^2(T, I, \cos\varphi) + \delta^2(U, I, \cos\varphi) + \delta^2(f, I, \cos\varphi)}$$

Where

$\varepsilon^2(I, \cos\varphi)$ = Intrinsic error of the meter at a certain load

$\delta^2(T, I, \cos\varphi)$ = Additional error due to the variation of the temperature at the same load

$\delta^2(U, I, \cos\varphi)$ = Additional error due to the variation of the voltage at the same load

$\delta^2(f, I, \cos\varphi)$ = Additional error due to the variation of the frequency at the same load

Results are in the table below:

| | | Composite error | | | | | | | |
|------------------------|-------------|-----------------|-------|-------|-------|-------|-------|-------|-------|
| Current | cosφ | -40°C | -25°C | -10°C | 5°C | 30°C | 40°C | 55°C | 70°C |
| I_{min} | 1 | 0,06% | 0,04% | 0,05% | 0,06% | 0,05% | 0,09% | 0,18% | 0,30% |
| I_{tr} | 1 | 0,04% | 0,03% | 0,05% | 0,05% | 0,04% | 0,10% | 0,20% | 0,33% |
| I_{tr} | 0,5i | 0,06% | 0,04% | 0,05% | 0,05% | 0,06% | 0,13% | 0,22% | 0,37% |
| I_{tr} | 0,8c | 0,04% | 0,02% | 0,04% | 0,04% | 0,04% | 0,09% | 0,18% | 0,31% |
| I_n | 1 | 0,06% | 0,04% | 0,05% | 0,06% | 0,06% | 0,11% | 0,21% | 0,36% |
| I_n | 0,5i | 0,09% | 0,06% | 0,06% | 0,07% | 0,09% | 0,13% | 0,25% | 0,40% |
| I_n | 0,8c | 0,06% | 0,05% | 0,06% | 0,07% | 0,06% | 0,10% | 0,21% | 0,34% |
| I_{max} | 1 | 0,18% | 0,17% | 0,17% | 0,18% | 0,18% | 0,20% | 0,27% | 0,39% |
| I_{max} | 0,5i | 0,31% | 0,30% | 0,31% | 0,31% | 0,31% | 0,32% | 0,38% | 0,49% |
| I_{max} | 0,8c | 0,06% | 0,03% | 0,03% | 0,04% | 0,05% | 0,11% | 0,21% | 0,35% |

5 OPTIONS AND VARIANTS

Overview of variants with details

| Type designation | Details of the meter |
|------------------|---|
| | <ul style="list-style-type: none">• Communication options: optical port RS485 |

END OF DOCUMENT

The laboratories of KEMA Labs are:

- CESI S.p.A., Milan, Italy, accredited by ACCREDIA in accordance with ISO/IEC 17025:2017 under no. 0030L.
- FGH Engineering & Test GmbH, Mannheim, Germany, accredited by DAkkS in accordance with DIN EN ISO/IEC 17025:2018 under no. D-PL-12110-01-00.
- IPH Institut "Prüffeld für elektrische Hochleistungstechnik" GmbH, Berlin, Germany accredited by DAkkS in accordance with DIN EN ISO/IEC 17025: 2018 under nos. D-PL-12107-01-00 and D-K-12107-01-00.
- KEMA B.V., Arnhem, The Netherlands, accredited by RvA in accordance with EN ISO/IEC 17025:2017 under nos. L020, L218 and K006.
- KEMA Labs, Zkušebnictví, a.s., Prague, the Czech Republic, testing laboratory no. 1035 accredited by CAI in accordance with ČSN EN ISO/IEC 17025:2018.
- KEMA-Powertest, LLC, Chalfont, United States, accredited by A2LA in accordance with ISO/IEC 17025:2017 under no. 0553.01.

Tests are carried out under the scope of accreditation, unless otherwise indicated in the chapter 'Tests carried out'.