

# EU-TYPE EXAMINATION CERTIFICATE

**Ningbo Sanxing Smart Electric Co., Ltd.,**  
No.16 Fengwan Road, Cicheng Town, Jiangbei District, Ningbo City,  
Zhejiang Province, 315034,  
China

EU-Type Examination

Certificate No.

**1489-21**

Revision 1



**Type** N34U03  
**Object** Electronic three-phase four-wire and single-phase two-wire meter on phase L3 energy meter.  
Direct connected

The object has been assessed and meets the requirements of

**EU Directive 2014/32/EU,**  
Module B

a CESI brand

The energy meter(s) meet(s) the essential requirements of Annex V of EU Directive 2014/32/EU, on the harmonization of the laws of Member States relating to the making available on the market of measuring instruments (recast).

This Certification is based on the report(s) listed in the report list in this Certificate.

This Certificate is valid until: January 22, 2034.

1927 ·  
Gold

This Certificate comprises 8 pages in total.

Issued by KEMA B.V.  
Klingelbeekseweg 195,  
Arnhem, The Netherlands  
Notified Body 2290

Alessandro Bertani  
Director,  
Services & Smart Technologies

Arnhem, January 22, 2024



### REVISION OVERVIEW

The highest revision always replaces the earlier issued versions.

Rev. No.	Date of issue	Reason
0	September 15, 2021	First issue
1	January 22, 2024	Software version V1.03.03 added

### REPORT LIST


This Certificate is issued based on the following reports.

Report number	Revision	Software version
1499-21	0	V1.03.02
1694-23	0	V1.03.03



## 1 TECHNICAL DATA

Manufacturer	Ningbo Sanxing Smart Electric Co., Ltd., No.16 Fengwan Road, Cicheng Town, Jiangbei District, Ningbo City, Zhejiang Province, 315034, China		
Production location	Ningbo Sanxing Smart Electric Co., Ltd., No.16 Fengwan Road, Cicheng Town, Jiangbei District, Ningbo City, Zhejiang Province, 315034, China		
Type	N34U03		
Connection	Direct		
Type of circuit	3P4W		
Accuracy class Wh	2/A		
Meter constant	10000 imp/kWh		
V range	3x230/400 V		
I range $I_{min}$ - $I_n$ ( $I_{max}$ )	0,25-5(60) A		
Frequency	50 Hz		
Temperature range	-40 ..70 °C		
Use	Indoor		
IP rating	IP54		
Protection Class	II		
Impulse voltage	6 kV		
Environmental class	M1, M2, E1 and E2, CISPR32 class B		
LR Firmware ID	V1.03.02	V1.03.03	
LR Firmware CRC	5F38	7d52	
Register	LCD		
Registry method(s):	Bi-directional method separate registers: received- and delivered energy of the whole connection is added in separate registers		

**2 PHOTOGRAPHS AND SEALING**



**3 EXAMPLES OF NAME PLATES**



#### 4 CALCULATION OF THE COMPOSITE ERROR / MPE

During the type approval test the intrinsic errors for temperature, voltage and frequency variation are determined per load point. The composite error is determined with the following formula:

$$\varepsilon_m = \sqrt{\varepsilon^2(I, \cos\varphi) + \delta^2(T, I, \cos\varphi) + \delta^2(U, I, \cos\varphi) + \delta^2(f, I, \cos\varphi)}$$

Where

$\varepsilon^2(I, \cos\varphi)$  = Intrinsic error of the meter at a certain load

$\delta^2(T, I, \cos\varphi)$  = Additional error due to the variation of the temperature at the same load

$\delta^2(U, I, \cos\varphi)$  = Additional error due to the variation of the voltage at the same load

$\delta^2(f, I, \cos\varphi)$  = Additional error due to the variation of the frequency at the same load

Results are in the table below:

I in % of I <sub>ref</sub>	cos φ	Phase	Composite error %							
			-40 °C	-25 °C	-10 °C	5 °C	30 °C	40 °C	55 °C	70 °C
5	1	RST	0,44%	0,36%	0,30%	0,28%	0,27%	0,27%	0,27%	0,28%
10	1	RST	0,44%	0,34%	0,28%	0,27%	0,26%	0,26%	0,26%	0,26%
10	0,5 ind.	RST	0,50%	0,42%	0,39%	0,38%	0,37%	0,37%	0,37%	0,38%
10	0,8 cap.	RST	0,42%	0,32%	0,26%	0,24%	0,24%	0,24%	0,24%	0,24%
10	1	R	0,50%	0,39%	0,34%	0,33%	0,32%	0,32%	0,32%	0,33%
10	0,5 ind.	R	0,58%	0,52%	0,50%	0,50%	0,50%	0,50%	0,50%	0,51%
10	1	S	0,48%	0,41%	0,39%	0,38%	0,38%	0,38%	0,38%	0,39%
10	0,5 ind.	S	0,49%	0,46%	0,45%	0,44%	0,44%	0,45%	0,46%	0,47%
10	1	T	0,39%	0,30%	0,26%	0,26%	0,25%	0,25%	0,25%	0,27%
10	0,5 ind.	T	0,52%	0,49%	0,49%	0,49%	0,48%	0,48%	0,48%	0,51%
I <sub>max</sub>	1	RST	0,35%	0,28%	0,25%	0,24%	0,24%	0,24%	0,24%	0,24%
I <sub>max</sub>	0,5 ind.	RST	0,35%	0,31%	0,29%	0,29%	0,29%	0,29%	0,29%	0,30%
I <sub>max</sub>	0,8 cap.	RST	0,28%	0,23%	0,21%	0,21%	0,21%	0,21%	0,21%	0,22%
I <sub>max</sub>	1	R	0,35%	0,30%	0,28%	0,27%	0,27%	0,27%	0,27%	0,27%
I <sub>max</sub>	0,5 ind.	R	0,42%	0,37%	0,35%	0,34%	0,34%	0,34%	0,34%	0,35%
I <sub>max</sub>	1	S	0,34%	0,30%	0,28%	0,28%	0,28%	0,28%	0,28%	0,29%
I <sub>max</sub>	0,5 ind.	S	0,29%	0,26%	0,24%	0,24%	0,24%	0,24%	0,24%	0,26%
I <sub>max</sub>	1	T	0,28%	0,22%	0,19%	0,19%	0,19%	0,19%	0,19%	0,20%
I <sub>max</sub>	0,5 ind.	T	0,36%	0,31%	0,30%	0,30%	0,30%	0,30%	0,30%	0,31%

## 5 OPTIONS AND VARIANTS

Overview of variants with details

Type designation	Details of the meter
N34U03	- Communication options: optical port

## END OF DOCUMENT

The laboratories of KEMA Labs are:

- CESI S.p.A., Milan, Italy.
- FGH Engineering & Test GmbH, Mannheim, Germany.
- IPH Institut "Prüffeld für elektrische Hochleistungstechnik" GmbH, Berlin, Germany.
- KEMA B.V., Arnhem, The Netherlands.
- KEMA Labs, Zkušebnictví, a.s., Prague, the Czech Republic.
- KEMA-Powertest, LLC, Chalfont, United States.